

Operate your diesel engine on natural gas




The GTI Bi-Fuel® System from Altronic, Inc. is an innovative technology that enables operators of heavy-duty diesel

engines to substantially reduce operational costs and lower emissions by substituting diesel fuel with lower cost, cleaner-burning natural gas. The Bi-Fuel® System is comprised of patented technologies that allow engines to safely operate on gas percentages ranging from 50% to 75% of the total fuel requirement. Engines converted to GTI Bi-Fuel® exhibit diesel-like performance in such critical areas as efficiency, stability and load acceptance.

A key feature of the Bi-Fuel® System is its ability to switch fuel modes without interruption in engine power output. The engine can be switched between diesel and gas automatically while maintaining speed and load. This feature gives the user the flexibility to choose between gas and diesel modes as dictated by fuel pricing, fuel availability or other operational considerations. An equally important feature of the Bi-Fuel® System is its ability to maintain engine power levels while operating in gas mode between the “continuous” and “prime” ratings of the engine. For operations above the programmed power limit, the engine is automatically switched to 100% diesel mode, thus avoiding the necessity to de-rate the engine. The optional Dynamic Gas Control (DGC) version of the system incorporates fuel mapping as a function of load and automatically varies the gas substitution rate for optimum performance throughout the load range.

The Bi-Fuel® System utilizes a state-of-the-art electronic control and monitoring system which monitors critical engine and Bi-Fuel® System parameters and activates or deactivates gas mode according to programmed limits. When a monitored parameter exceeds the allowable limit, the controller switches the engine to 100% diesel mode and electronically logs the fault for diagnostic purposes. The control panel is housed in a NEMA rated weatherproof enclosure and is approved for Class I, Division 2 environments.

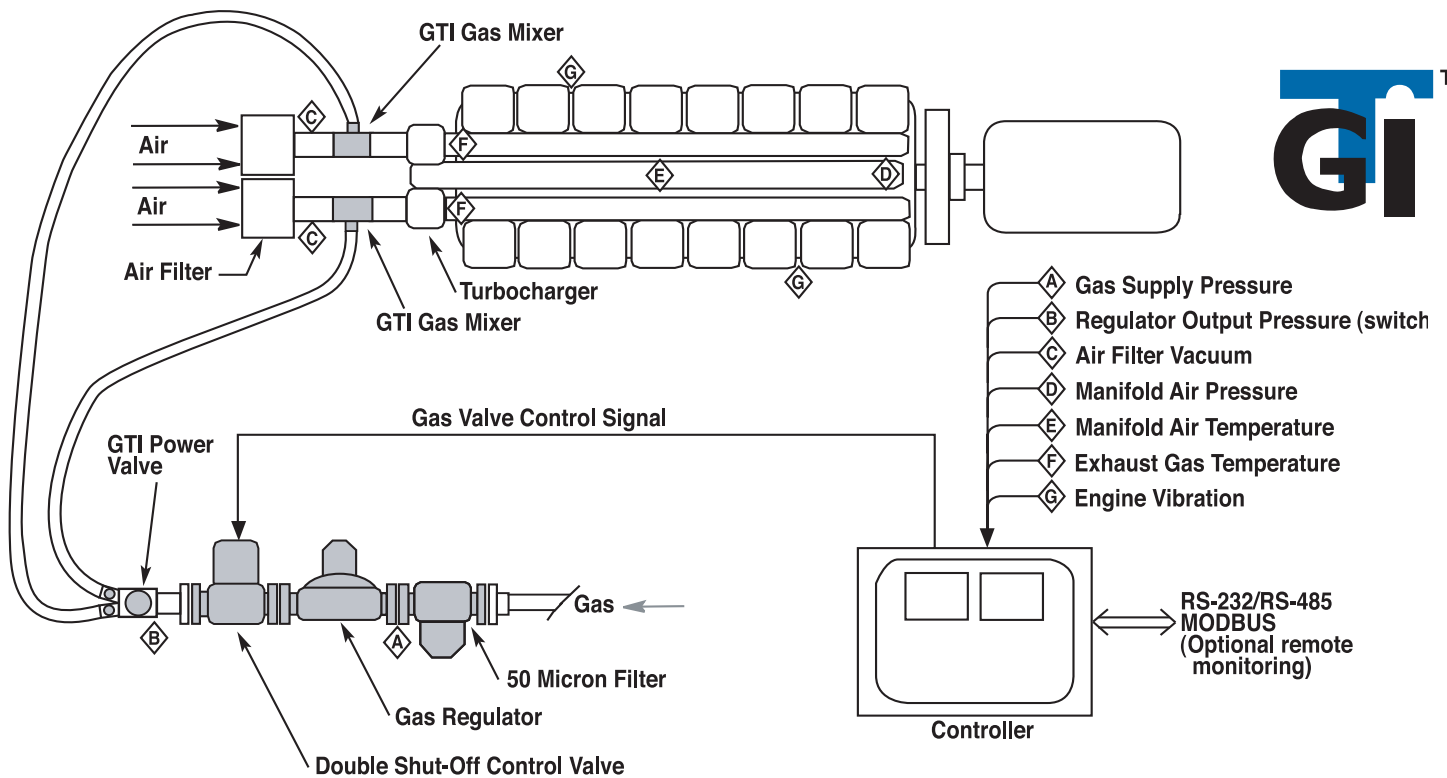


- No engine modifications required
- No power or efficiency losses
- Low cost and easy to install
- Reduces operating costs
- Extends run-time of standby engines
- Lowers emissions
- Does not require high-pressure gas supply
- Allows use of interruptible gas
- State-of-the-art controls and monitoring

PATENTED

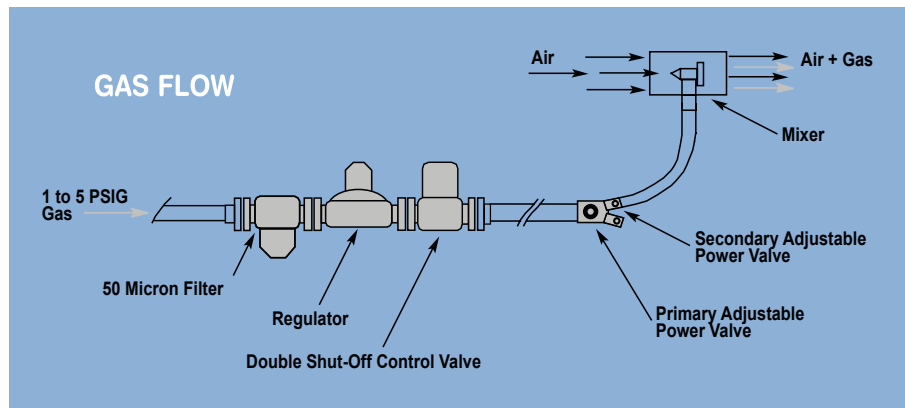
U.S. PATENTS 6,250,260 and 6,543,395

BI-FUEL® SYSTEM OPERATION AND PERFORMANCE



U.S. PATENTS 6,250,260 and 6,543,395

In the typical configuration, gas is introduced at a location downstream of the engine air cleaner and upstream of the turbocharger. The gas is supplied at approximately atmospheric pressure using a proprietary air-fuel mixing device that allows for a high level of gas mixing with the least possible air restriction. After exiting the mixer, the air-gas mixture is compressed in the turbocharger and then distributed to each cylinder by the engine air-intake manifold. The lean air-gas mixture is then compressed in the cylinder during the compression stroke of the piston and ignited when the diesel injector is activated. Since the air-gas mixture is maintained in a lean condition, pre-ignition of the air-gas mixture does not occur.



governing system during both gas and diesel modes.

The Bi-Fuel® System electronic control panel monitors various engine and system parameters such as manifold air pressure and temperature, exhaust gas temperature, intake vacuum, gas pressure and engine vibration.

Flow of gas to the engine is load dependent and will vary with combustion airflow changes. The Bi-Fuel® System utilizes a specialized control system that varies gas flow according to changes in engine vacuum level. This technique allows the Bi-Fuel® System to be responsive to engine fuel requirements while maintaining the integrity of the OEM governing system. The standard version of the Bi-Fuel® System incorporates a manually adjustable Power Valve to control the gas substitution rate, whereas the optional Dynamic Gas Control (DGC) version of the system automatically optimizes performance across varying load ranges by varying the gas substitution rate as a function of the load. Diesel injection is controlled by the OEM

This information allows the controller to determine when to activate or deactivate bi-fuel operation depending on engine performance, load level, ambient temperature, knock limits or gas supply pressure levels. The Altronic DE-based Bi-Fuel® controller can also remotely communicate with the user's existing remote engine monitoring system via RS-232/RS-485 connection (ASCII or MODBUS protocol).

Engine performance during Bi-Fuel® operation is typically on par with normal diesel levels. Heat rejection levels to the exhaust and water jacket systems are kept within normal operating parameters published by the manufacturer. Engine response to load variation while in Bi-Fuel® mode is typically equal to, or better than 100% diesel performance due to the unique design of the Bi-Fuel® System and the associated combustion characteristics of the air-gas mixture. Similarly, engine load acceptance (for large block loads) during Bi-Fuel® operation meets or exceeds straight diesel performance.

MAJOR SYSTEM COMPONENTS AND SUB-SYSTEMS

AIR-FUEL MIXER

The Bi-Fuel® System uses a proprietary air-gas mixing device that has been designed for optimum blending of natural gas and engine intake air. Mixing of air and gas is achieved using a sophisticated, fixed-venturi design that avoids the use of an efficiency robbing throttle plate. The low restriction air-gas mixer ensures that adequate air-flow is maintained to the engine and that operating efficiencies are not compromised by installation of the device. The computer-aided-design mixer is built to aerospace tolerances using CNC machining processes and is assembled using state-of-the-art welding techniques. The finished mixer has no moving parts and once installed in the engine air-intake system requires no routine maintenance.



GAS POWER VALVE


The Bi-Fuel® System employs an adjustable gas flow metering device that is installed up-stream of the air-gas mixer. The gas power valve is a proprietary system component that meters the maximum gas flow rate to the engine for a given load and vacuum level. The power valve works in concert with the air-gas mixer and zero-pressure regulator to supply the required quantity of gas to the engine. Like the air-gas mixer, the gas power valve is built using computer-aided-design and CNC manufacturing and requires no routine maintenance.

Note: The Bi-Fuel® System is also available with Dynamic Gas Control (DGC) which replaces the gas power valve with a DC-powered, digitally-controlled flow metering device for precision fuel mapping and non-linear gas control. (See below)



GAS TRAIN

Conditioning and regulating the natural gas prior to admission into the engine is a critical part of the GTI Bi-Fuel® System. The system "gas train" includes a 50-micron fuel filter, an electrically-operated solenoid valve, actuated in the event of an emergency or for system shutdown, and a zero-pressure, demand-type gas pressure regulator. This latter component reduces the inlet gas pressure (1-5 psi) to roughly atmospheric pressure. With a negative outlet pressure, the design allows the system to use a "demand" control scheme whereby engine intake airflow determines the gas flow of the engine. As engine load changes, corresponding changes in intake air volume automatically draw additional fuel into the mixer.



ENGINE CONTROL SYSTEM

The Engine Control System is based on the proven Altronic DE-series controller and provides state-of-the-art engine control and safety shutdown monitoring. The system is designed specifically for the GTI Bi-Fuel® System and is straight-forward and simple to operate.

The system monitors a number of pressure and temperature points (see opposite page) and returns the engine to 100% diesel operation should any parameter deviate from its normal range. In addition, a hourmeter function tracks the operating hours in Bi-Fuel® mode. Alarms are annunciated in English-language messages (other languages can be programmed), and the controller maintains an alarm log of the last 100 events.



DYNAMIC GAS CONTROL (DGC) SYSTEM

For applications requiring the maximum possible gas substitution, GTI now offers an advanced, "closed-loop" control option. The Dynamic Gas Control system (DGC) utilizes diesel fuel flow meters, kilowatt transducers and a precision Altronic natural gas control valve to dynamically adjust and maximize the rate of natural gas substitution based on real-time variations in engine load. The DGC option is primarily intended for high-use applications such as variably loaded prime power or peak-shaving generator sets requiring the lowest operational fuel costs.



BI-FUEL[®] KIT APPLICATION AND CONTENTS

STANDARD SYSTEM

The gas substitution rate is controlled by the mixer as a function of intake airflow.

DYNAMIC GAS CONTROL (DGC) SYSTEM

The gas substitution rate is adjusted electronically according to map of fuel vs. load.

CSA CERTIFIED CLASS I, DIV. 2, GROUP D

System available — contact Altronic sales office for details.



Bi-Fuel [™] Kit Item	Series A	Series I	Series II	Series III	Series IV	Series V
Engine Power Rating (kWe)	Up to 150	150–300	300–650	650–1200	1200–3000	3000–6000
Gas Mixer:						
— Single Air Cleaner	5" (1)	5" (1)	6" (1)	6" (1)	10" (1)	Custom (1)
— Dual Air Cleaners	NA	NA	6" (2)	6" (2)	7" (2)	Custom (2)
— Quad Air Cleaners	NA	NA	NA	6" (4)	6" or 7" (4)	NA
Power Valve:						
— Single Air Cleaner	1.5" (1)	1.5" (1)	1.5" (1)	1.5" (1)	3" (1)	DN125 (1)
— Dual Air Cleaners	NA	NA	2.5" Dual (1)	2.5" Dual (1)	3" Dual (1)	DN125 (2)
— Quad Air Cleaners	NA	NA	NA	2.5" Dual (2)	3" Dual (2)	NA
Gas Train Kit*	1" NPT	2" NPT	DN65	DN65	DN80	DN125
Control Panel Series	500	1000	1000	2000	2000	2000
Thermocouples w/Adapters	2	2	2	2 to 4	2 to 4	2 to 4
Pressure Transducers	3	3	3	3 to 7	3 to 7	3 to 7
Pressure Switch	—	1	1	1	1	1
Vibration Sensor	—	1 Optional	1 Optional	2	2	4
Dynamic Gas Control System	NA	Optional	Optional	Optional	Optional	Optional

*Gas Train Kit includes zero pressure regulator, gas filter, solenoid valve, mating flanges and hardware.

BI-FUEL[®] = DIESEL-LIKE PERFORMANCE

- OPERATING TEMPERATURES
- STABILITY
- LOAD ACCEPTANCE
- EFFICIENCY
- DURABILITY
- RELIABILITY

**altronic[®]
inc.**

712 Trumbull Avenue
Girard, Ohio 44420
Phone: 330-545-4045
Fax: 330-545-9005
E-mail: sales@gti-altronicinc.com
www.gti-altronicinc.com